

FY 2017 IECC Employee Satisfaction Survey

Description:

Date Created: 9/27/2016 5:13:32 PM

Date Range: 10/17/2016 12:00:00 AM - 11/18/2016 11:59:00 PM

Total Respondents: 332

Q1. What is your work location?			
Count	Percent		
31	9.34%		District Office
54	16.27%		Frontier Community College
73	21.99%		Lincoln Trail College
77	23.19%		Olney Central College
78	23.49%		Wabash Valley College
19	5.72%		Work Force Development
332	Respondents		

Q2. What is your employee classification?			
Count	Percent		
33	9.94%		Administrative
78	23.49%		Professional/Non-Faculty
45	13.55%		Clerical/Secretary
140	42.17%		Faculty
18	5.42%		Maintenance/Custodial
18	5.42%		Technical
332	Respondents		

Q3. Do you work full or part-time?			
Count	Percent		
233	70.18%		Full time
99	29.82%		Part time
332	Respondents		

Q4. How many years of service have you completed?			
Count	Percent		
122	36.75%		0-3 years
93	28.01%		4-10 years
80	24.10%		11-20 years
37	11.14%		21+ years
332	Respondents		

Q5. Are the benefits you receive appropriate and sufficient? - Health Benefits

Count	Percent		
60	18.46%		Strongly Agree
122	37.54%		Agree
35	10.77%		Neither agree nor disagree
15	4.62%		Disagree
8	2.46%		Strongly Disagree
85	26.15%		N/A
325	Respondents		

Q6. Are the benefits you receive appropriate and sufficient? - Dental Benefits

Count	Percent		
53	16.31%		Strongly Agree
132	40.62%		Agree
41	12.62%		Neither agree nor disagree
7	2.15%		Disagree
7	2.15%		Strongly Disagree
85	26.15%		N/A
325	Respondents		






Q8. Please rate the Communication levels affecting all employees - My college or worksite does a good job of keeping me informed about changes that affect my work.

Count	Percent		
80	24.62%		Strongly Agree
160	49.23%		Agree
58	17.85%		Neither agree nor disagree
17	5.23%		Disagree
10	3.08%		Strongly Disagree
325	Respondents		






Q9. Please rate the Communication levels affecting all employees - The District does a good job of keeping me informed about changes that affect all employees.

Count	Percent		
76	23.38%		Strongly Agree
184	56.62%		Agree
53	16.31%		Neither agree nor disagree
8	2.46%		Disagree
4	1.23%		Strongly Disagree
325	Respondents		







Q11. Please rate your utilization of the IECC or your College website. - I visit the IECC or my college website on a regular basis to find information.

Count	Percent		
133	40.92%		Strongly Agree
148	45.54%		Agree
35	10.77%		Neither agree nor disagree
7	2.15%		Disagree
2	0.62%		Strongly Disagree
325	Respondents		







Q12. Please rate your utilization of the IECC or your College website. - The website is user-friendly.

Count	Percent		
90	27.69%		Strongly Agree
179	55.08%		Agree
38	11.69%		Neither agree nor disagree
16	4.92%		Disagree
2	0.62%		Strongly Disagree
325	Respondents		

Q14. Please rate your satisfaction with equipment, technology, and training in your work area. - I have the equipment necessary to do my work.

Count	Percent		
84	26.25%		Strongly Agree
173	54.06%		Agree
33	10.31%		Neither agree nor disagree
25	7.81%		Disagree
2	0.63%		Strongly Disagree
3	0.94%		N/A
320	Respondents		

Q15. Please rate your satisfaction with equipment, technology, and training in your work area. - I have the technology necessary to do my work.

Count	Percent		
88	27.50%		Strongly Agree
178	55.62%		Agree
31	9.69%		Neither agree nor disagree
17	5.31%		Disagree
2	0.63%		Strongly Disagree
4	1.25%		N/A
320	Respondents		

Q16. Please rate your satisfaction with equipment, technology, and training in your work area. - There is sufficient training to help me keep up with technological changes in my area.

Count	Percent		
67	20.94%		Strongly Agree
169	52.81%		Agree
52	16.25%		Neither agree nor disagree
21	6.56%		Disagree
5	1.56%		Strongly Disagree
6	1.88%		N/A
320	Respondents		

Q17. Please rate your satisfaction with equipment, technology, and training in your work area. - The IT Help Desk provides professional and courteous technical support in a timely matter.

Count	Percent		
160	50.00%		Strongly Agree
136	42.50%		Agree
15	4.69%		Neither agree nor disagree
6	1.88%		Disagree
0	0.00%		Strongly Disagree
3	0.94%		N/A
320	Respondents		

Q18. Please rate your satisfaction with equipment, technology, and training in your work area. - The IT Help Desk assist me in resolvingmy issue(s) to my satisfaction.

Count	Percent		
166	51.88%		Strongly Agree
131	40.94%		Agree
15	4.69%		Neither agree nor disagree
5	1.56%		Disagree
0	0.00%		Strongly Disagree
3	0.94%		N/A
320	Respondents		

Q20. Please rate your level of satisfaction regarding working conditions in your job, and the evaluation process. - My work load is fair and reasonable.

Count	Percent		
74	23.13%		Strongly Agree
177	55.31%		Agree
41	12.81%		Neither agree nor disagree
21	6.56%		Disagree
7	2.19%		Strongly Disagree
320	Respondents		

Q21. Please rate your level of satisfaction regarding working conditions in your job, and the evaluation process. - My physical environment is suitable for the work I do.

Count	Percent		
90	28.13%		Strongly Agree
175	54.69%		Agree
38	11.87%		Neither agree nor disagree
15	4.69%		Disagree
2	0.63%		Strongly Disagree
320	Respondents		

Q22. Please rate your level of satisfaction regarding working conditions in your job, and the evaluation process. - I am provided the necessary resources to accomplish my work.

Count	Percent		
72	22.50%		Strongly Agree
182	56.88%		Agree
51	15.94%		Neither agree nor disagree
14	4.37%		Disagree
1	0.31%		Strongly Disagree
320	Respondents		

Q23. Please rate your level of satisfaction regarding working conditions in your job, and the evaluation process. - The work is fairly distributed in my department.

Count	Percent		
64	20.00%		Strongly Agree
169	52.81%		Agree
64	20.00%		Neither agree nor disagree
15	4.69%		Disagree
8	2.50%		Strongly Disagree
320	Respondents		

Q24. Please rate your level of satisfaction regarding working conditions in your job, and the evaluation process. - I am empowered to make decisions to get the job done successfully.

Count	Percent		
102	31.87%		Strongly Agree
167	52.19%		Agree
35	10.94%		Neither agree nor disagree
11	3.44%		Disagree
5	1.56%		Strongly Disagree
320	Respondents		

Q25. Please rate your level of satisfaction regarding working conditions in your job, and the evaluation process. - I am reimbursed fairly for travel and other work-related expenses.

Count	Percent		
71	22.19%		Strongly Agree
136	42.50%		Agree
96	30.00%		Neither agree nor disagree
11	3.44%		Disagree
6	1.88%		Strongly Disagree
320	Respondents		

Q26. Please rate your level of satisfaction regarding working conditions in your job, and the evaluation process. - I am fairly compensated for the work I do.

Count	Percent		
57	17.81%		Strongly Agree
150	46.88%		Agree
65	20.31%		Neither agree nor disagree
39	12.19%		Disagree
9	2.81%		Strongly Disagree
320	Respondents		






Q27. Please rate your level of satisfaction regarding working conditions in your job, and the evaluation process. - There are opportunities for promotions and advancement at my college and IECC.

Count	Percent		
34	10.63%		Strongly Agree
97	30.31%		Agree
138	43.13%		Neither agree nor disagree
34	10.63%		Disagree
17	5.31%		Strongly Disagree
320	Respondents		






Q28. Please rate your level of satisfaction regarding working conditions in your job, and the evaluation process. - The evaluation process is constructive and encourages me to enhance my job performance.

Count	Percent		
44	13.75%		Strongly Agree
144	45.00%		Agree
109	34.06%		Neither agree nor disagree
16	5.00%		Disagree
7	2.19%		Strongly Disagree
320	Respondents		






Q30. Please rate your level of satisfaction with your College Administration (1st column set) and District Administration (2nd column set). - My worksite and IECC fosters a team atmosphere that is both supportive and cooperative.

Count	Percent		
83	27.39%		Stongly Agree
160	52.81%		Agree
44	14.52%		Neither agree nor disagree
12	3.96%		Disagree
4	1.32%		Strongly Disagree
303	Respondents		


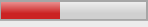



Q31. Please rate your level of satisfaction with your College Administration (1st column set) and District Administration (2nd column set). - Administration clearly communicates the objectives that they want the colleges and IECC to achive.

Count	Percent		
79	26.33%		Stongly Agree
162	54.00%		Agree
45	15.00%		Neither agree nor disagree
10	3.33%		Disagree
4	1.33%		Strongly Disagree
300	Respondents		

Q32. Please rate your level of satisfaction with your College Administration (1st column set) and District Administration (2nd column set). - Administration is open to my suggestions, elicits my feedback, and values my opinion.

Count	Percent		
88	29.24%		Stongly Agree
147	48.84%		Agree
50	16.61%		Neither agree nor disagree
12	3.99%		Disagree
4	1.33%		Strongly Disagree
301	Respondents		

Q33. Please rate your level of satisfaction with your College Administration (1st column set) and District Administration (2nd column set). - My supervisor is open to my suggestions, elicits my feedback and values my opinion.

Count	Percent		
132	44.15%		Stongly Agree
122	40.80%		Agree
35	11.71%		Neither agree nor disagree
6	2.01%		Disagree
4	1.34%		Strongly Disagree
299	Respondents		

Q34. Please rate your level of satisfaction with your College Administration (1st column set) and District Administration (2nd column set). - Administration is available to staff/faculty within a reasonable time frame.

Count	Percent		
109	36.33%		Stongly Agree
148	49.33%		Agree
39	13.00%		Neither agree nor disagree
1	0.33%		Disagree
3	1.00%		Strongly Disagree
300	Respondents		

Q35. Please rate your level of satisfaction with your College Administration (1st column set) and District Administration (2nd column set). - I am recognized for the contributions I make at work.

Count	Percent		
72	23.92%		Stongly Agree
149	49.50%		Agree
60	19.93%		Neither agree nor disagree
12	3.99%		Disagree
8	2.66%		Strongly Disagree
301	Respondents		

Q36. Please rate your level of satisfaction with your College Administration (1st column set) and District Administration (2nd column set). - The Administration takes reasonable measures to promote environmental protection and conservation of natural resources.

Count	Percent		
67	22.41%		Stongly Agree
150	50.17%		Agree
76	25.42%		Neither agree nor disagree
6	2.01%		Disagree
0	0.00%		Strongly Disagree
299	Respondents		

Q37. Please rate your level of satisfaction with your College Administration (1st column set) and District Administration (2nd column set). - My worksite and IECC fosters a team atmosphere that is both supportive and cooperative.

Count	Percent		
51	20.73%		Strongly Agree
127	51.63%		Agree
58	23.58%		Neither agree nor disagree
8	3.25%		Disagree
2	0.81%		Strongly Disagree
246	Respondents		

Q38. Please rate your level of satisfaction with your College Administration (1st column set) and District Administration (2nd column set). - Administration clearly communicates the objectives that they want the colleges and IECC to achieve.

Count	Percent		
50	20.49%		Strongly Agree
130	53.28%		Agree
54	22.13%		Neither agree nor disagree
9	3.69%		Disagree
1	0.41%		Strongly Disagree
244	Respondents		

Q39. Please rate your level of satisfaction with your College Administration (1st column set) and District Administration (2nd column set). - Administration is open to my suggestions, elicits my feedback, and values my opinion.

Count	Percent		
44	18.18%		Strongly Agree
108	44.63%		Agree
82	33.88%		Neither agree nor disagree
6	2.48%		Disagree
2	0.83%		Strongly Disagree
242	Respondents		






Q40. Please rate your level of satisfaction with your College Administration (1st column set) and District Administration (2nd column set). - My supervisor is open to my suggestions, elicits my feedback and values my opinion.

Count	Percent		
52	21.40%		Strongly Agree
101	41.56%		Agree
84	34.57%		Neither agree nor disagree
4	1.65%		Disagree
2	0.82%		Strongly Disagree
243	Respondents		






Q41. Please rate your level of satisfaction with your College Administration (1st column set) and District Administration (2nd column set). - Administration is available to staff/faculty within a reasonable time frame.

Count	Percent		
51	20.90%		Strongly Agree
121	49.59%		Agree
68	27.87%		Neither agree nor disagree
4	1.64%		Disagree
0	0.00%		Strongly Disagree
244	Respondents		

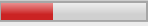




Q42. Please rate your level of satisfaction with your College Administration (1st column set) and District Administration (2nd column set). - I am recognized for the contributions I make at work.

Count	Percent		
44	18.33%		Strongly Agree
99	41.25%		Agree
87	36.25%		Neither agree nor disagree
6	2.50%		Disagree
4	1.67%		Strongly Disagree
240	Respondents		





Q43. Please rate your level of satisfaction with your College Administration (1st column set) and District Administration (2nd column set). - The Administration takes reasonable measures to promote environmental protection and conservation of natural resources.

Count	Percent		
41	16.73%		Strongly Agree
120	48.98%		Agree
79	32.24%		Neither agree nor disagree
5	2.04%		Disagree
0	0.00%		Strongly Disagree
245	Respondents		


Q46. Overall, I am satisfied with my employment.

Count	Percent		
114	36.31%		Strongly Agree
163	51.91%		Agree
28	8.92%		Neither agree nor disagree
7	2.23%		Disagree
2	0.64%		Strongly Disagree
314	Respondents		






Q48. I would recommend IECC to a prospective student or employee.

Count	Percent		
206	65.61%		Yes, definitely would
97	30.89%		Yes, probably would
8	2.55%		No, probably wouldn't
3	0.96%		No, definitely wouldn't
314	Respondents		






Q51. Are you familiar with the "Assessment of Student Learning" at IECC?

Count	Percent		
80	25.72%		5 - Extremely familiar
103	33.12%		4 - Moderately familiar
74	23.79%		3 - Somewhat familiar
24	7.72%		2 - Slightly familiar
30	9.65%		1 - Not at all familiar
311	Respondents		

Q52. Are you familiar with your role in assessing student learning (Curricular, Co-Curricular, General Education, etc.)?

Count	Percent		
86	27.65%		5 - Extremely familiar
114	36.66%		4 - Moderately familiar
61	19.61%		3 - Somewhat familiar
18	5.79%		2 - Slightly familiar
32	10.29%		1 - Not at all familiar
311	Respondents		

Q53. How much of a priority is assessing student learning in your position (Curricular, Co-Curricular, General Education, etc.)?

Count	Percent		
60	19.29%		5 - Essential priority
118	37.94%		4 - High priority
75	24.12%		3 - Medium
28	9.00%		2 - Low priority
30	9.65%		1 - Not a priority
311	Respondents		

Q54. Please rate your satisfaction level toward the support you receive assessing student learning in Curricular, Co-Curricular, and/or General Education assessment (i.e. guidance, training, feedback, tools, etc.)?

Count	Percent		
46	14.79%		5 - Extremely satisfied
118	37.94%		4 - Very satisfied
108	34.73%		3 - Moderately satisfied
27	8.68%		2 - Slightly satisfied
12	3.86%		1 - Not at all satisfied
311	Respondents		